

OFFICIAL RULES OF THE BCA POOL LEAGUE

EQUIPMENT SPECIFICATIONS

Table specifications (paragraphs 1-7) apply to BCAPL National Tournaments. Although they are not mandatory for other tournaments or league play, it is suggested that they be adhered to whenever possible. Paragraphs 8 and 9 apply to all BCAPL play.

1. Table Size and Playing Surface (Figure ES-1). The BCAPL recognizes three sizes of tables and playing surfaces as regulation (all $\pm\frac{1}{16}$ "):

<u>Table Size</u>	<u>Playing Surface</u>
3 ½' x 7'	40" x 80"
4' x 8'	45" x 90"
4 ½' x 9'	50" x 100"

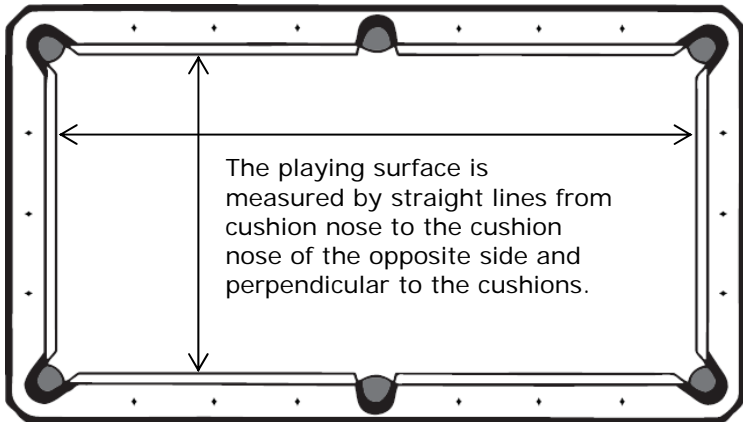


Figure ES-1

2. Table Bed Height: the height of the top of the playing surface measured from the floor will be 30", $\pm\frac{1}{2}$ ".

3. Cushions. The height of the cushion nose measured from the playing surface will be $1\frac{29}{64}$ ", $+\frac{1}{64}$ " or $-\frac{1}{32}$ ".

4. Diamonds. The center of all diamonds will be $3\frac{11}{16}$ " from the cushion nose (no tolerance).

5. Pocket Openings. Corner pockets: $4\frac{1}{2}$ ", $\pm\frac{1}{16}$ ". Side pockets: 5", $\pm\frac{1}{16}$ ". The BCAPL measures pocket openings by the "gate method" rather than the traditional method of measuring between the tips of the cushions. If a ball entering the mouth of a pocket contacts the cushion within the mouth, it does so at a point well below the cushion nose.

OFFICIAL RULES OF THE BCA POOL LEAGUE

The gate method provides a more accurate measurement of a pocket opening based on the true action of a ball entering the mouth of the pocket.

An easy and proper way to measure a pocket using the gate method is shown in Figure ES-2. Using two new striped balls, place the balls in the mouth of the pocket with the stripes facing up and lined up. Set them so that each ball touches the vertical cut of the cushion and so that a line extending across the mouth of the pocket from cushion tip to cushion tip bisects the stripes lengthwise. Note that the balls do not touch the tips of the cushion, but instead contact the cushion at a point below the tip.




Figure ES-2

When properly placed in corner pockets the balls will:

- be just touching each other – a pocket opening of exactly $4\frac{1}{2}$ " , or;
- have a gap of up to $\frac{1}{16}$ " between them (tolerance to $4\frac{9}{16}$ "), or;
- require slight compression into the cushions to place as described (tolerance to $4\frac{7}{16}$ ").

If the gap between the balls is more than $\frac{1}{16}$ " or the pocket is too narrow to place them easily as described, the pocket opening does not meet BCAPL specifications.

When properly placed in side pockets the balls should have a gap of $\frac{1}{2}$ " between them. If the gap is less than $\frac{7}{16}$ " or more than $\frac{9}{16}$ " , the pocket opening does not meet BCAPL specifications.

6. Pocket Cushion Angles (Figure ES-3). The horizontal interior angles of the cushions at the pockets will be $141^\circ \pm 1^\circ$ at a corner pocket and $100^\circ \pm 1^\circ$ at a side pocket. The vertical cushion angle within the mouth of all pockets will be between 12° and 15° .

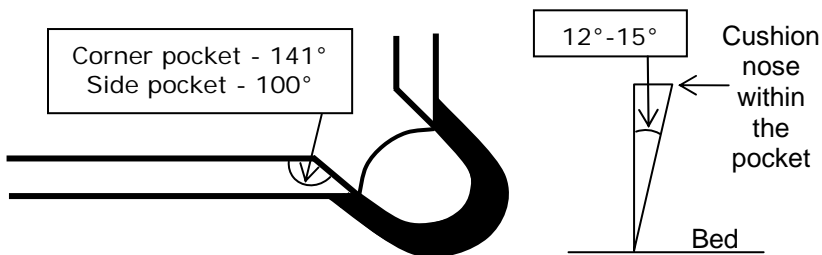


Figure ES-3

OFFICIAL RULES OF THE BCA POOL LEAGUE

7. Pocket Shelf Depth (Figure ES-4). The BCAPL measures shelf depth in relation to the dimensions of a ball. Figure ES-4 shows how shelf depth is determined.

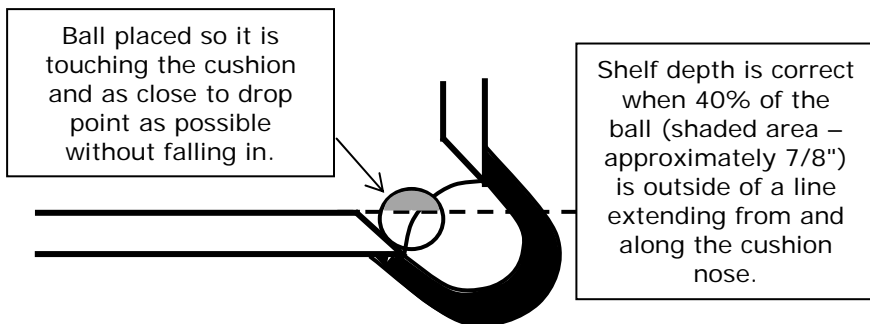


Figure ES-4

8. Balls. All balls will have a diameter of $2\frac{1}{4}'' \pm .005''$. The weight of the balls will be between $5\frac{1}{2}$ and 6 ounces, but all object balls used in any match must be of equal weight. Slight variations in the weight of the cue ball with respect to the object balls may occur depending on the type of the cue ball.

9. Cues

- a. The width of the cue tip must not exceed 14 millimeters. There is no minimum width.
- b. The weight of the cue must not exceed 25 ounces. There is no minimum weight.
- c. The length of the cue must be at least 40 inches. There is no maximum length.
- d. The cue tip must be composed of leather, fibrous, or pliable material. ***The contacting surface of the cue tip of any cue used for a break shot must be made entirely of leather.***